

“Preventing Suicide in Youth”

Ann Kirkwood and Chandra Story

April 30, 2007

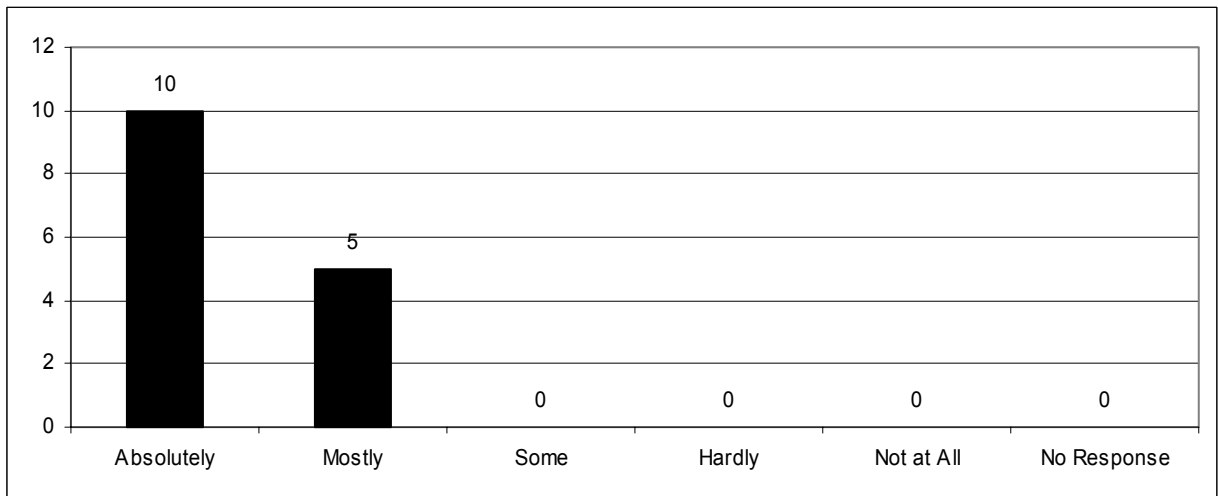
Attended: 19

Number of Evaluations: 16

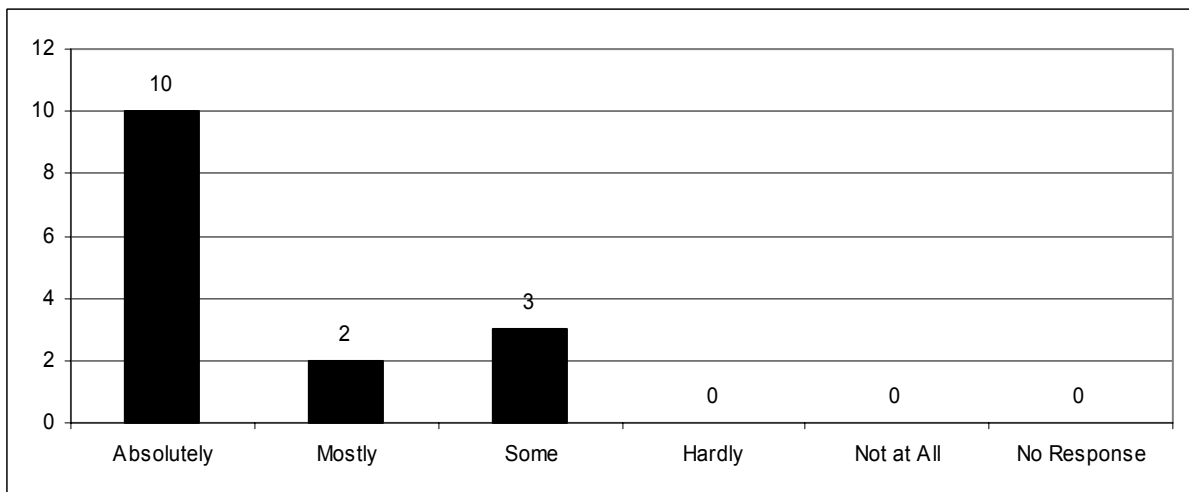
Summary of Individual Workshop Evaluations

Training Objectives:

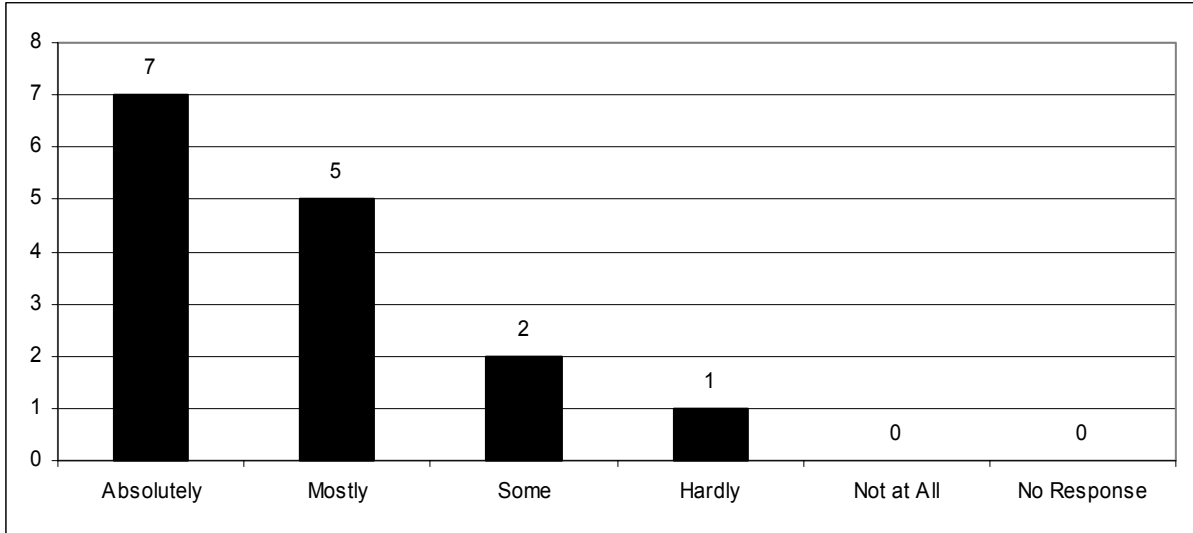
1. Exposure to Idaho youth suicide facts.



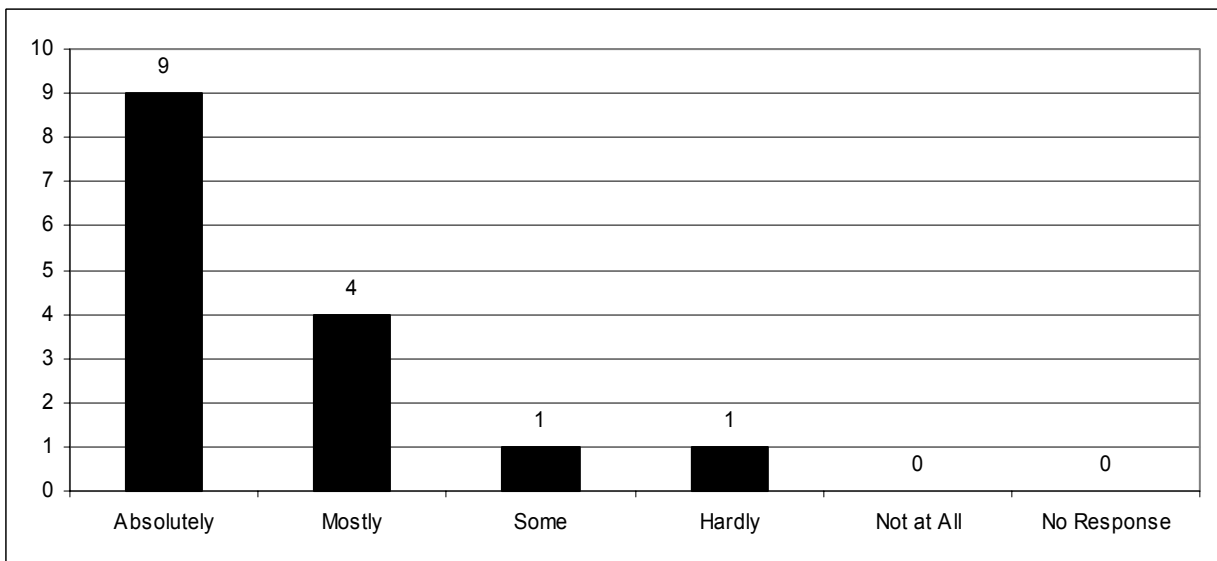
2. Understand the link between mental illness and suicide.



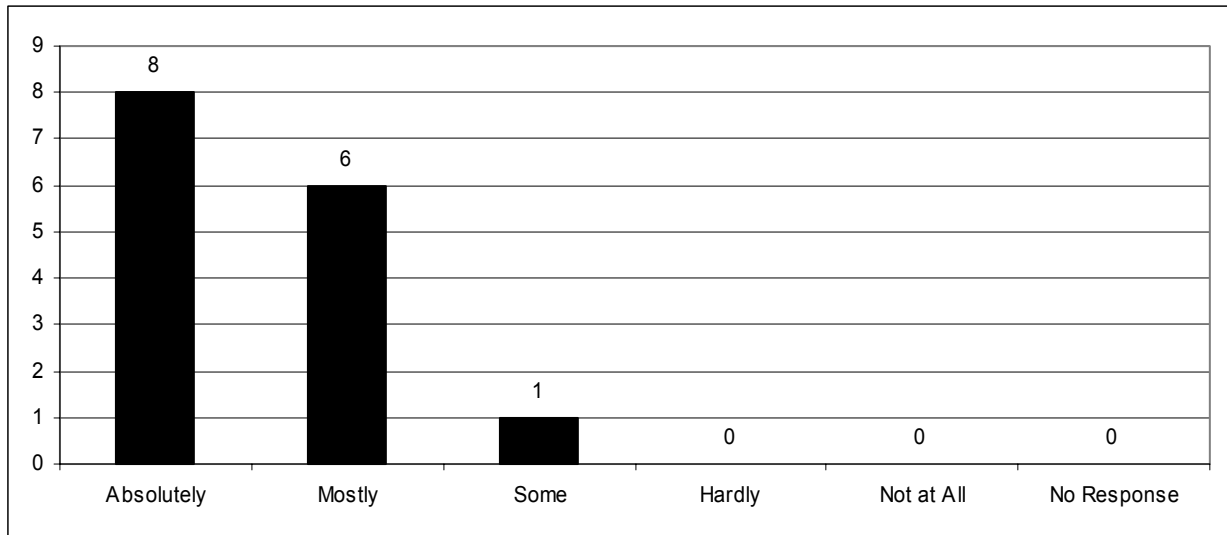
3. Understand the cultural disparities in youth suicide.



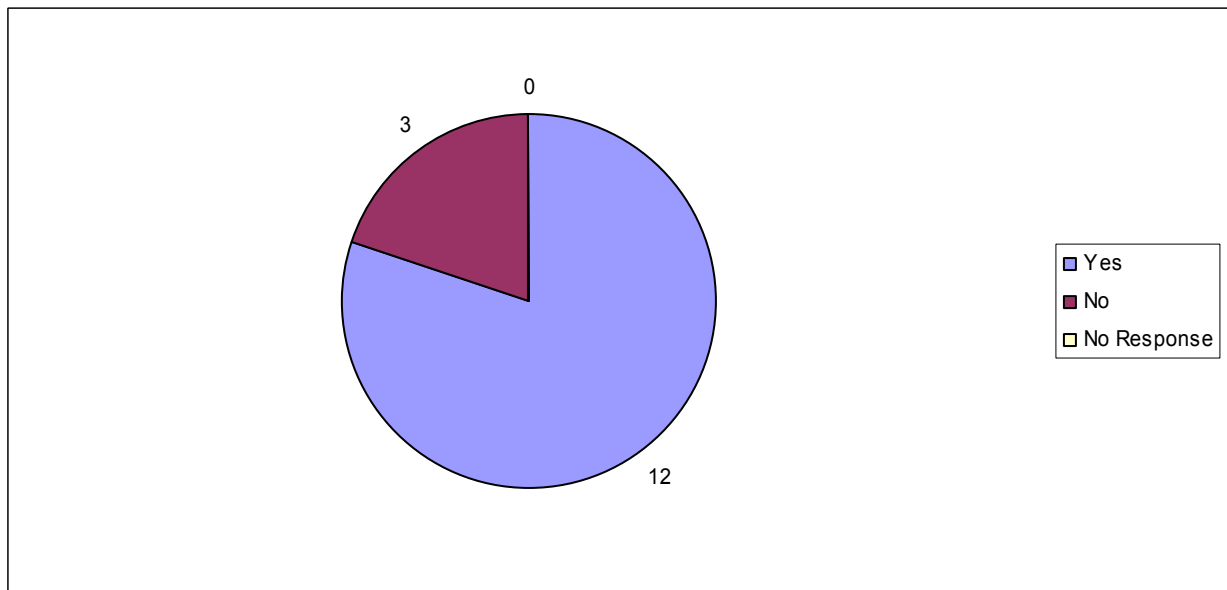
4. Learn protective and risk factors for suicide.



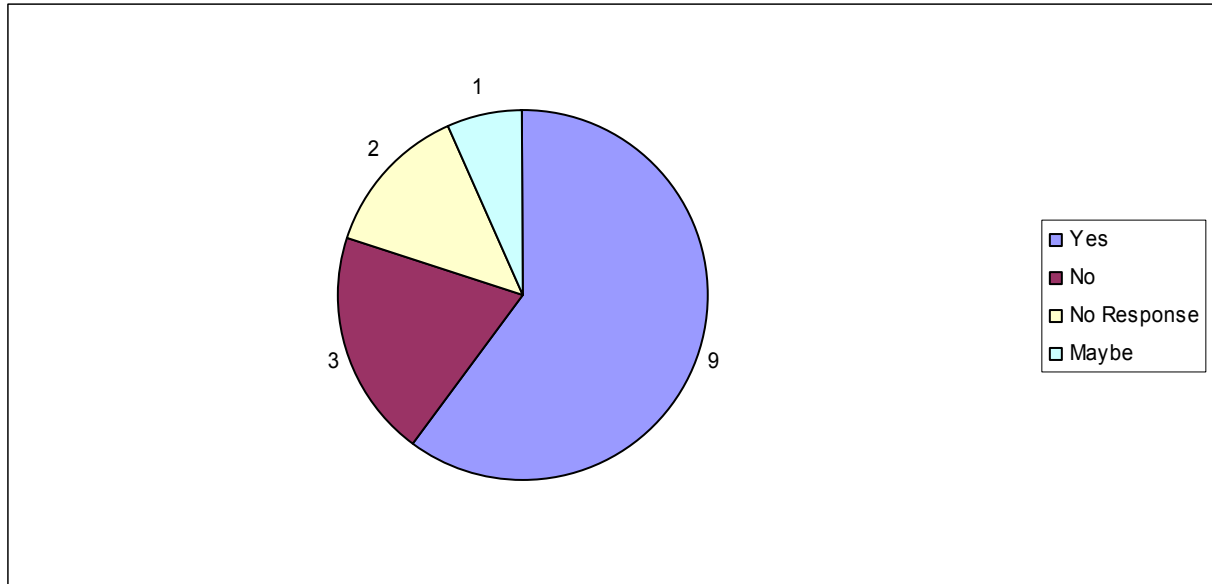
5. Exposure to evidence-based programs to implement in your community.



Would you recommend this training to others?



Has this training resulted in you wanting to know more about this topic?



What were the best aspects of today's training?

- **Movie**
- **It was interesting and I like the tools**
- **Handout.**
- **Good speakers – use of props good**
- **Recognizing suicide among youth and making people aware of risk factors**
- **Handout to take notes on**
- **Using visual aides – i.e. – Larry King Live; overhead PowerPoint as well as class participation**
- **I enjoyed the stats, very informative**
- **Stats**
- **Understanding more of high rates in Idaho and crucial nature of prevention**
- **I can help**

What is the one action you intend to take as a result of this training?

- **Be more aware**
- **Use the asset building information**
- **Discuss this program with CMH meetings**
- **Look into other lecture offered at conference “Preventing Suicide”**
- **Share info with other professors who were unable to attend the conference**
- **To do more research on my own, regarding Idaho specific factors**

- Check out some of these prevention websites
- Spread the word that mental illness is a disease and should not be stigmatized
- Help

How could today's training have been improved?

- Request more audience participation
- The PowerPoint presentation was a bit difficult to see (white words on green color with bright light shining on it)
- Lecture too verbatim. Could have went more into depth. Work on this. Involve audience.
- Both presenters were great speakers and were well versed on the topic – no changes needed
- Unsure
- I would like to see more of The Bridge
- Nothing changed

Other comments and/or suggestions?

- I find that teachers basically just reading the PowerPoint slides is very helpful. I'd like to see a suicide prevention mock discussion
- When discussing trauma – give examples (personal?) which the audience can relate to. For example, give a situation and then have us write down how we perceived it (feelings, etc.) note the difference. Give more examples of brain scans (some have never seen them). Lots of good facts – maybe give more personal examples to make it more interesting, understandable. Too quick to leave! Wanted to give input but no one noticed my hand up.
- Could have done a better job. Be more thorough. More research. Too bland. But a lot of facts. Risk factors not mentioned. If so, not discussed or stressed on enough or thoroughly! (factors were mentioned in lecture)
- I learned valuable information to help youth I work with.
- P.S. I also liked the reference page at the back
- Great presentation – informative and concisely presented